

LONDON  
FIELDS  
DESIGN  
SCHOOL

DESIGNER  
DEVELOPMENT  
COURSE

# Contents

 **03**

Welcome to the Designer Development Course

 **04**

Why London Fields Design School? & Commitment

 **05**

Who Should Take This Course?

 **06**

Study Style, Course Structure & Outcomes

 **07**

Course Units

 **09**

Internships, Employment & Business Support

 **10**

Where You Will Study

 **11**

Investment & Cancellation Policy

 **12**

Our Lecturers & mentors

 **15**

Student Work & Testimonials

 **19**

Our Community

 **20**

Surrounding Area

 **21**

Our Corporate Clients

**Get a head start in the design industries**



# Welcome to the Designer Development Course

Launching the careers of diverse, talented and ambitious designers.

London Fields Design School was founded by Ben Taylor, who has over 15 years of experience running design courses, setting up businesses and creating across spatial, 3D and graphic design sectors. With his passion and knowledge, he developed an innovative programme that provides the structure and guidance needed to build a professional skill set for those seeking a career in design.

Our focus is on helping students break into fulfilling careers across the creative industries, including architecture, interior, landscape, furniture, graphic, and product design. Our students gain the most in-demand technical skills, a professional portfolio, internships, connections in the creative industries, employment and help setting up their own companies.



*AutoCAD LT*



*Revit*



*Fusion 360*



*SketchUp*



*Vectorworks*



*Rhino*



*After Effects*



*Photoshop*



*InDesign*



*Illustrator*



*3D Printing*



*Cinema 4D*



*Figma*

# Why London Fields Design School?

We have no admissions criteria other than a passion for design and dedication to your own creative and career development. We provide the structure, support and accountability to make your aspirations a reality. With us, you could be ready in as little as 6 months to take on paid employment, freelancing work, or even start the creative business you've always dreamed of.

You will be studying alongside professionals already working in design for some of the UK's most exciting companies. The connections you make with your classmates may lead to employment and collaborative projects. We use our database of past clients to help you secure meaningful work experience.

## Commitment

Our commitment is to train you in the software skills that employers need, to mentor you on your career pathway, help you build your professional portfolio and to ensure that you have invaluable industry experience. Providing you with a flexible and adaptable learning environment, we will help you grow your ambitions as a designer.

Your commitment to us is to be curious, passionate and hard-working throughout your journey.



# Who Should Take This Course?

## Career Changers

Learn the most in-demand skills to start a new creative career.

On our course, you will be taught by practising designers and creatives. You will learn the most in-demand skills and gain valuable insights into the industry.

## Creative Entrepreneurs

Get the support to go freelance or set up your own business.

As well as helping people to find jobs in the creative industries, we can provide you with the skills and support to set up your own creative businesses.

## Graduates

Complete your C.V. with skills relevant to creative industries

Design software skills are essential for the work you will be doing as a creative graduate.

## Foundation

Make the most of your university education.

Our course can provide a great foundation and give you the skills to make the most of your university experience. We may have even been responsible for teaching your teachers.

## Design Technicians

You don't need a degree to work in design.

There are many technical roles available in the creative industries. Our training will give you the essential software skills to make new ideas into reality.

We are the right place for creatives seeking an affordable alternative to university. For people wanting a career change and for those with no previous design experience, we can provide the tools to enhance your designer skill set.

Unlike other courses, we don't require a portfolio for admission. We are a direct pathway to the design industry for a diverse range of people.

We understand that big decisions come with their challenges. That's why we've created a course that can be tailored around your needs and lifestyle.





# Study Style

We offer you maximum flexibility with your study schedule. Choose your own pace and complete the course within a 6 - 18 month programme. Study in-class, live online or blended learning. Study in the daytime, evening or a combination of both. Plan unit dates that fit around your existing commitments.

Whichever format you choose, you'll have the same curriculum and the same immersive learning experience delivered by multiple industry professionals.

# Course Structure & Outcomes

You will train in the most in-demand software, starting as a beginner and leaving as a confident user. With the guidance of our tutors and mentors, you will develop industry-relevant projects using the software skills you've gained.

By the end of your course at LFDS, you will have built a professional portfolio, earned 20 separate software certifications and our Designer Development Certification.

# Course Units

## 3D PRINTING



**Introduction**  
2 days / 4 evenings

**Intermediate**  
2 days / 4 evenings

## RHINO



**Introduction**  
3 days / 5 evenings

**Intermediate**  
3 days / 5 evenings

## FIGMA



**Introduction**  
2 days

**Intermediate**  
2 days

## CINEMA 4D



**Introduction to  
Intermediate**  
5 evenings

## ADOBE PHOTOSHOP



**Introduction**  
2 days / 4 evenings

**Intermediate**  
2 days / 4 evenings

## ADOBE ILLUSTRATOR



**Introduction**  
2 days / 4 evenings

**Intermediate**  
2 days / 4 evenings

## ADOBE AFTER EFFECTS



**Introduction**  
2 days / 4 evenings

**Intermediate**  
2 days / 4 evenings

## ADOBE INDESIGN



**Introduction**  
2 days / 4 evenings

**Intermediate**  
2 days / 4 evenings

# Course Units

## SKETCHUP



**Introduction to Intermediate**  
3 days / 5 evenings

**Intermediate to Advanced**  
3 days / 5 evenings

## VECTORWORKS



**Introduction to Intermediate**  
3 days / 5 evenings

**Intermediate to Advanced**  
3 days / 5 evenings

## AUTOCAD LT



**Introduction to Intermediate**  
3 days / 5 evenings

**Intermediate to Advanced**  
3 days / 5 evenings

## REVIT



**Introduction to Intermediate**  
3 days / 5 evenings

**Intermediate to Advanced**  
3 days / 5 evenings


## FUSION



**Introduction to Intermediate**  
5 evenings

**Your course is structured around your goals and availability.**





# Internships, Employment & Business Support

A key part of our Designer Development Course is gaining you professional experience. Drawing from our established network, we find you work placements, internship opportunities and freelance work. This is dependent on the effort you put in and the quality of your portfolio.

As you develop your technical skills as a designer, we will work with you to identify the best career path for you.

Your career will usually start by supporting small design studios that have not implemented design software properly, if at all. From there, your confidence will build and opportunities broaden.

As a cross-disciplinary designer in a dynamic industry, you will be ready to move into a range of employed or freelance roles.

These include, but are not limited to: architectural visualiser, interior designer, landscape designer, CAD technician, graphic designer, digital designer, furniture designer, jewellery designer, model maker or 3D printing specialist.



**LONDON  
FIELDS  
DESIGN  
SCHOOL**

**LONDON  
SOFTWARE  
TRAINING**

**TAYLOR  
HAWKES  
DESIGN**

## Where You Will Study

You will be welcomed into our lively, light-filled studio, right in the heart of Hackney. With access to computers, 3D printers and supporting learning material, you will be able to practise your skills during and outside of class time. You will learn in a creative studio environment, surrounded by like-minded people and supported by our friendly studio team.

Whether online or in the studio, our aim is to make you feel part of our community. Many of our design software units are also attended by designers and creative business owners who have booked a place through our sister company, London Software Training.

Past LFDS students have taken the opportunity to network in class and gain internships and employment with these organisations.



# Investment

We offer flexible payment options to help you manage your course fees.

You can pay in full or spread the cost over 3 months interest-free or up to 12 months at 8% APR.

**Live online**

**£7,500**

**In-class and blended learning**

**£9,000**

# Cancellation Policy

Within 60 days of paying your enrolment fee (£2000), if you decide not to continue the course then we will offer a full refund minus the enrolment fee, and any training costs beyond what the enrolment fee covers.

# Our Lecturers & mentors



## Ben Taylor

Founder and director of London Fields Design School. With over 15 years of experience running design courses in universities and colleges across London.

Course Director



## Luisa Pires

Having a background and master's degree in Architecture, Luisa has advanced these skills to the sustainability and fabrication technologies of 3D printing.


3D Printing and Rhino



## Emanuel Santos

As a freelance Designer, Emanuel has worked with multiple major clients such as The Sunday Times, Harper Collins, The Financial Times and many more.

Photoshop, Illustrator, After Effects and InDesign



## Harvey Bladon-Kitchener

Harvey has been 3D printing for more than 10 years - he's captivated by the technical and creative side of this exciting technology.

3D Printing



## Amr Taha

Winner of numerous international design competitions. With 7 years of teaching experience, Amr's research is related to building energy performance.

AutoCAD 2D, Revit and SketchUp



## Fady Sherif

Founder of V7 Architects, Assistant Lecturer at the Department of Architecture at Cairo University and Architectural Engineering PhD student at UCL.

AutoCAD 2D, Revit and SketchUp



## Liam Mason

Studying Environmental Science at Queen Mary's, Liam focuses on architecture and 3D programmes. He works with large clients and a number of outdoor festivals.

Vectorworks, SketchUp and Revit



## **Andrew Casey**

With an impressive background as a motion designer at Sky, Andrew has brought his wealth of experience to LFDS, where he has been imparting his knowledge of Cinema 4D.

Cinema4D



## **Matt Gilbert**

With a background in architecture and design, Matt shares his expertise by teaching product design, furniture design, 3D printing and Rhino units at LFDS.

3D Printing and Rhino



## **Russell Royer**

Russell is a registered Architect and Interdisciplinary designer. Russell also produces eclectic jewellery designs, hand sculpting, digitally sculpting, casting and polishing his pieces in his South London Studio, RU-RO.

Rhino, Cinema4D and Illustrator



## **Carl Fraser**

Carl is an interdisciplinary designer with a PhD in Architecture and experience in all RIBA design stages. Co-founder of Counter-mapping his research interests lie in how alternative practices can inform our understanding of urban spaces of cultural exchange with experience in exhibiting work internationally.

Vectorworks, Revit and Sketchup



# Student Work & Testimonials

*"I took this course as I didn't study a design degree, which I regretted. I came across LFDS, which was even better than what you are taught in a 3 year creative diploma at a fraction of the price."*

*Amelia D.*



*"LFDS filled me with the confidence to pursue the job of my dreams. Through LFDS I became a lot more proficient with the skills needed, and within 2 weeks of leaving LFDS, I gained employment."*

*Adrian T.*



*"Wonderful tutoring. London Fields is a great setting with a relaxed learning atmosphere! I would definitely recommend LFDS for young professionals looking to gain an advantage in the creative industry!"*

*David O.*




*"Ben is a great mentor who offers valuable feedback and continuous support. Along with this, and the help of the teachers, you can create incredible projects in a short period of time. I even got my first client within the first 6 months I enrolled in this course. All the staff are friendly and helpful, and it's also a great environment to meet new people and connect with them."*

*Despoina T.*



*"I had completed a creative degree back in 2008 and slowly moved into an unfulfilling career in finance. The team at London Fields Design School supported my development and equipped me with the technical skills, portfolio and encouragement needed to work in design."*



*LFDS arranged work experience with two local interior design studios, giving me the insight and confidence I needed. I'm now set up and charging clients for residential design schemes, visualisations and CAD drawings. Study here if you're serious about getting into the creative industry, they're a lovely team who go all out to get you into your ideal role."*

*Mark B.*




*"Having worked in the service industry for several years, I was stuck in a rut and keen to work in design. Throughout my studies at LFDS, I was motivated and supported to push myself and reach out to my dream companies."*

*Covering all of the key software to such a high level meant that I was an immediate asset to potential employers. After graduating I secured a full-time job. I would highly recommend LFDS!"*

*Ricardo N.*

*"The facilities are very comfortable, well equipped and the environment is great. Nice teachers and a well designed programme. Highly recommend it."*

*Ricardo B.*



*"A fantastic Design school, LFDS's Designer Development Course is excellent and the whole team at the school supports your learning and future career goals."*

*Andy W.*





*“The Design Development course is a fantastic way to learn and strengthen skills in the most in-demand design software with the help of creative industry professionals.*



*Being a full-time mum, I was looking for a flexible way of learning. I have chosen to study online, which allows me to learn and work from home at my own pace and at the most suitable time. Even though my studying is remote, I still feel a part of the creative community with the constant support from the LFDS staff.”*

*Nadia B.*



*“Since completing the course, I have been successful in getting internships with 2 different companies as well as a full-time position. I would recommend this course to anyone who is thinking about alternative or flexible education.”*

*Nancy G.*







# Our Community

London Fields has the highest proportion of creatives per square metre than anywhere else in the rest of the country.

Situated in London Fields, our school is at the heart of the local creative community. The area is vibrant and bursting with design studios, independent businesses and entrepreneurs. Here, you will have the opportunity to draw inspiration from your surroundings and build a network that will help support you in your future creative endeavours.



Get immersed among our neighbours who are architects, interior, furniture, exhibition, fashion and graphic designers, as well as a community of independent creative businesses and entrepreneurs. Integrate into the community and gain the opportunity to collaborate with these creative businesses.





Mare Street Market

# Surrounding Area

Located just a short two minute walk from the LFDS studio, Mare Street Market is an ideal spot to grab lunch, dinner or even to enjoy a cup of coffee before your classes start. The market's vibrant decor embraces its warehouse structure with high ceilings, an open plan and bursting with natural light from the windows.



Broadway Market

Broadway Market is a Victorian street market that has been open to market traders since the 1890s, made up of over 70 shops, cafes and restaurants, in addition to their famous Saturday market. Located opposite our studio, the market is an energetic, bustling hub for London Fields locals, creatives and hipsters, making this a great place to visit during your breaks.



E5 Bakehouse




London Fields Lido



Climpson & Sons Café



Netil360



Night Tales Loft

*Mare Street Market - 117 Mare Street, E8 4RU*

*Broadway Market - London Fields, E8 4PH*

*E5 Bakehouse - 396 Mentmore Terrace, E8 3PH*

*London Fields Lido - London Fields West Side, E8 3EU*

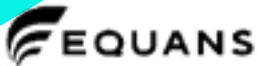
*Climpson & Sons Café - 67 Broadway Market, E8 4PH*

*Netil360 - 1 Westgate Street, E8 3RL*

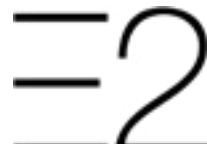
*Night Tales Loft - 207, 1 Westgate Street, E8 3RL*

# Our Corporate Clients

Over the past 10 years, we have worked with thousands of creative businesses and companies that have looked to bring high quality design software skills in-house. When you are learning at London Fields Design School, you will also be in the classroom with graphic, motion, interior, product, fashion and 3D designers, as well as artists and business owners. Our training is held up to the highest standards by top companies across the UK and Europe.



Save the Children





**London Fields Design School**  
**17 Sheep Lane, London, E8 3FA**  
**[lfdesignschool.co.uk](http://lfdesignschool.co.uk)**  
**020 8226 3885**

